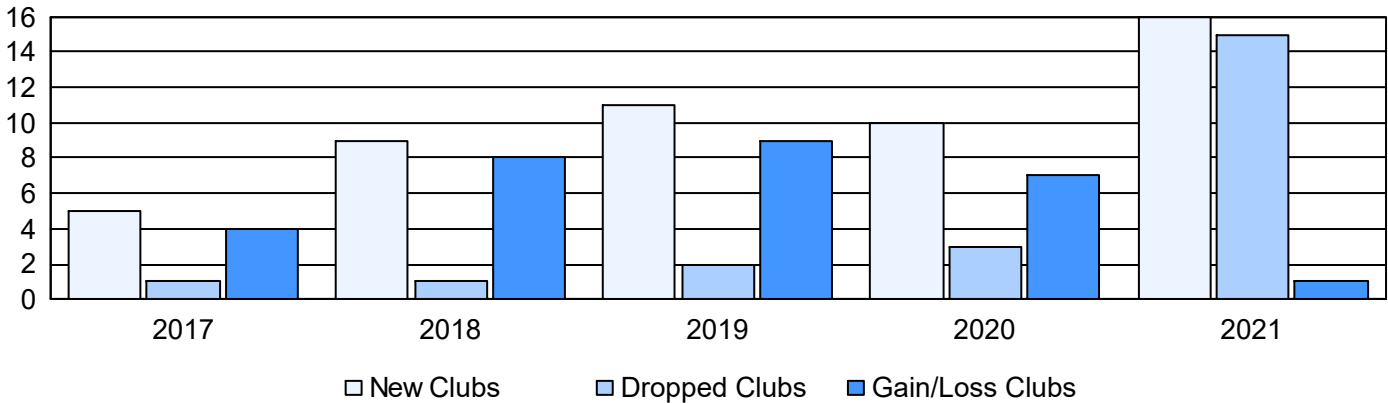


# Multiple District S

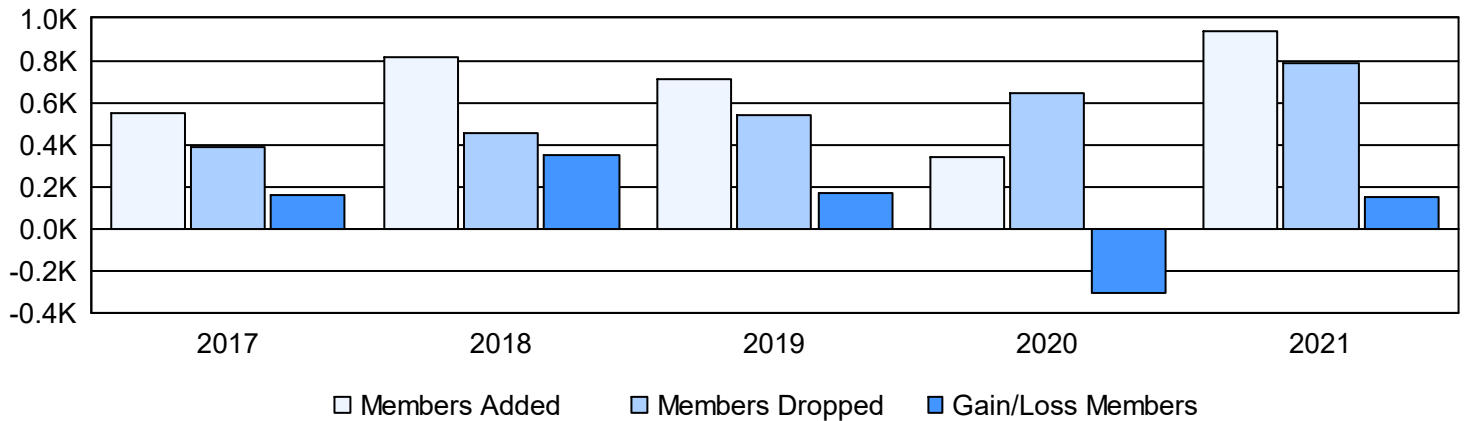
As of June 2021 Cumulative

| Year           | New Clubs | Dropped Clubs | Gain/Loss Clubs | New Members | Charter Members | Reinstate Members | Transfer Members | Total Member Added | Total Members Dropped | Gain/Loss Members |
|----------------|-----------|---------------|-----------------|-------------|-----------------|-------------------|------------------|--------------------|-----------------------|-------------------|
| 2016-2017      | 5         | 1             | 4               | 307         | 152             | 89                | 3                | 551                | 390                   | 161               |
| 2017-2018      | 9         | 1             | 8               | 533         | 240             | 22                | 15               | 810                | 458                   | 352               |
| 2018-2019      | 11        | 2             | 9               | 261         | 413             | 34                | 6                | 714                | 542                   | 172               |
| 2019-2020      | 10        | 3             | 7               | 98          | 197             | 43                | 5                | 343                | 646                   | -303              |
| 2020-2021      | 16        | 15            | 1               | 461         | 407             | 46                | 22               | 936                | 782                   | 154               |
| <b>Average</b> | <b>10</b> | <b>4</b>      | <b>6</b>        | <b>332</b>  | <b>282</b>      | <b>47</b>         | <b>10</b>        | <b>671</b>         | <b>564</b>            | <b>107</b>        |

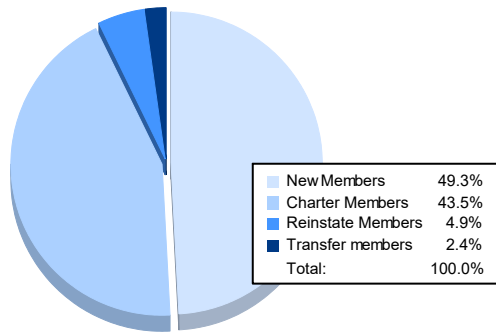
## Clubs



## Members



### Membership Composition June 2021 Cumulative



### Gender Composition June 2021 Cumulative

